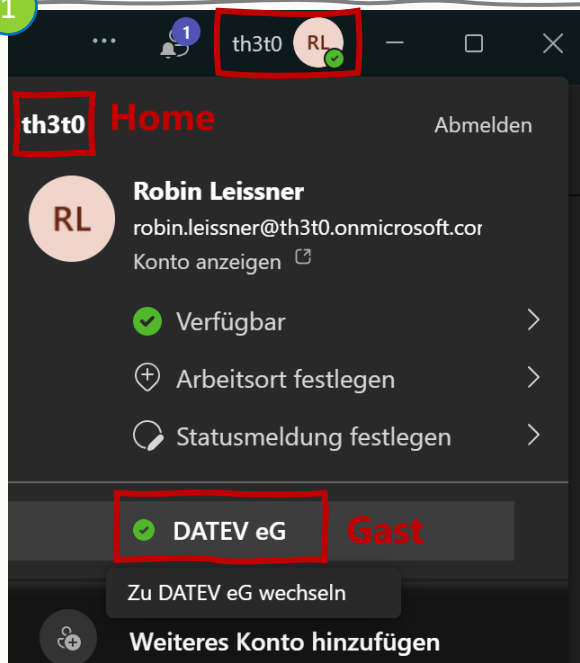


1



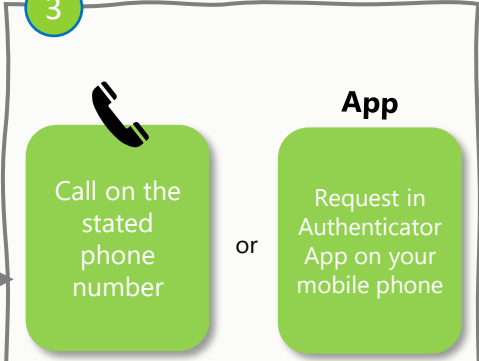
Open the Teams app. To switch to DATEV, select **DATEV eG (Guest)** in the menu of your profile in the top right corner.

2



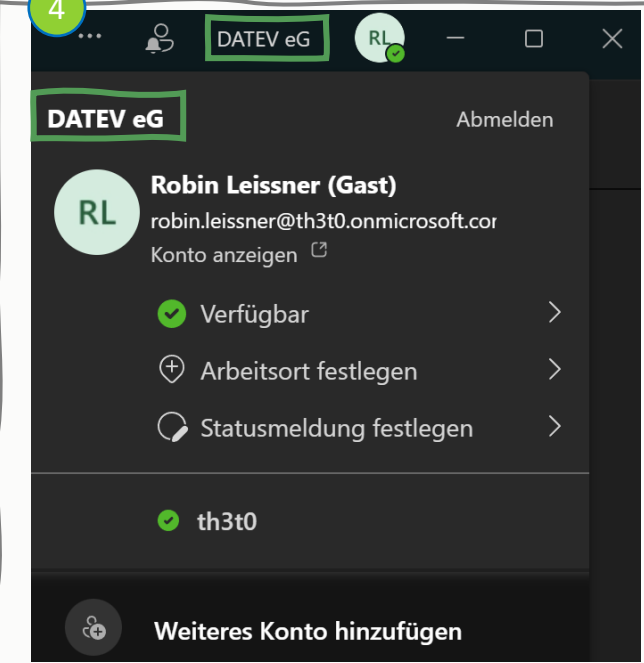
After selecting the guest organization, DATEV will prompt for multi-factor authentication. Approve this via your registered authentication method.

3



Depending on the method you have set up, you will receive the approval request accordingly. Confirm this.

4



To the left of your profile name, you will see that Teams has redirected you to the guest organization DATEV eG. You can now access the DATEV team you've been invited to.

+

Don't have the Teams app?
Alternatively, access via the Teams web app
teams.microsoft.com.