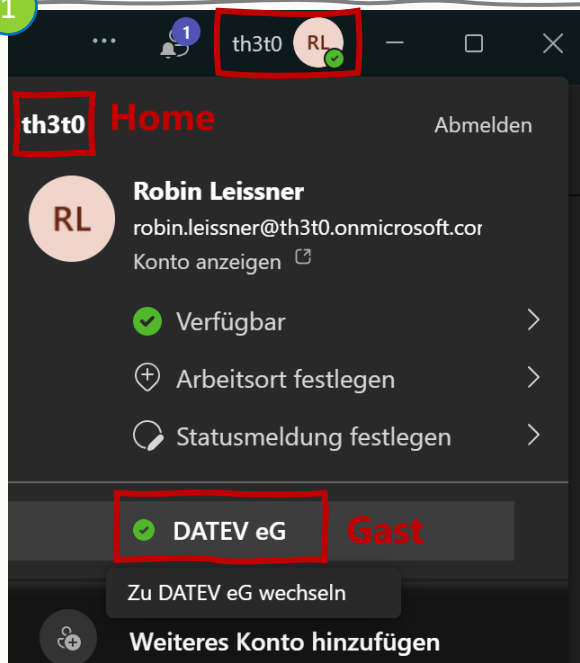


1



Open the Teams app. You may land in your own organization, which you can recognize by your profile in the top right corner. To switch to DATEV, select **DATEV eG (Guest)**.

2

# DATEV

robin.leissner@th3t0.onmicrosoft.com

## Anmeldeanforderung bestätigen

Öffnen Sie Ihre Authenticator-App, und geben Sie die angezeigte Nummer ein, um sich anzumelden.

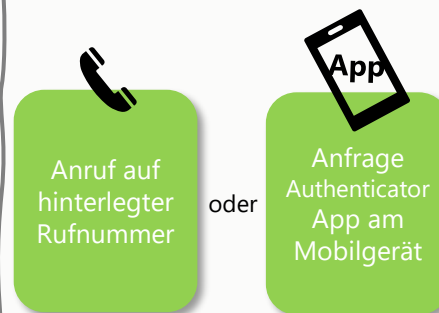
26

Werden keine Zahlen in Ihrer App angezeigt? Führen Sie ein Upgrade auf die neueste Version durch.

Abbrechen

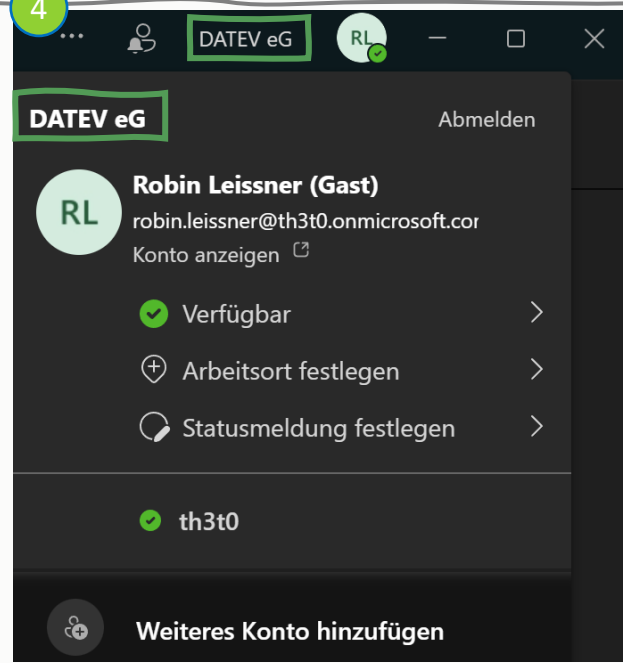
After clicking on the guest organization, DATEV will prompt for multi-factor authentication. Approve this via your registered authentication method.

3



Depending on the method you have set up, you will receive the approval request accordingly. Confirm this.

4



To the left of your profile name, you will see that Teams has redirected you to the guest organization DATEV eG. You can now access the DATEV team where you are a guest.

+

Don't have the Teams app? Alternatively, access via the Teams web app at [teams.microsoft.com](https://teams.microsoft.com).